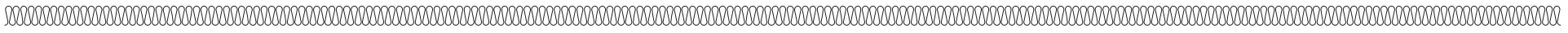
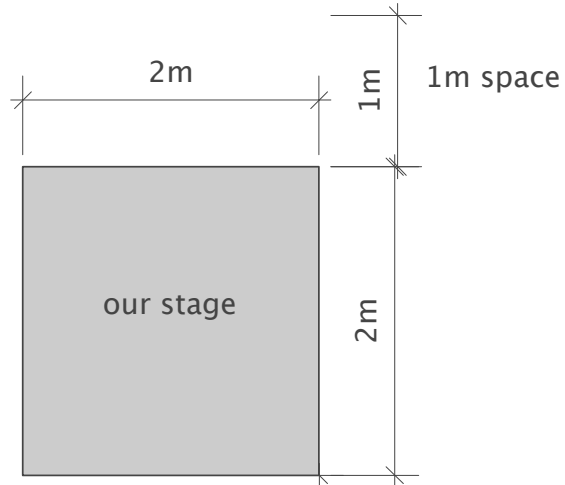


3. lightingplan "The Hedgehog, that didn't want to be one" in a space without existing lightequipment we have for this variant own stots and sound equipment




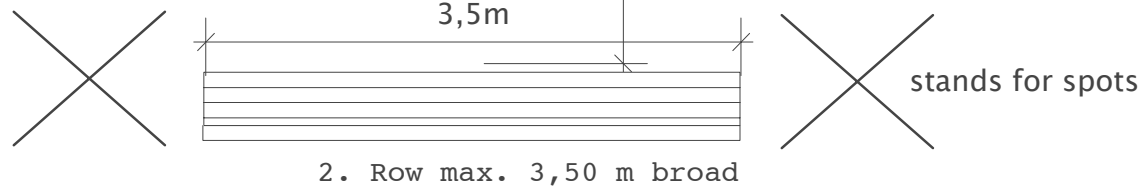


black curtain backside

URL: www.annette-wurbs.com
Mail: annette@handgemenge.com
Tel: +491739310759




1x10A electricity on stage



seating rows without center aisle

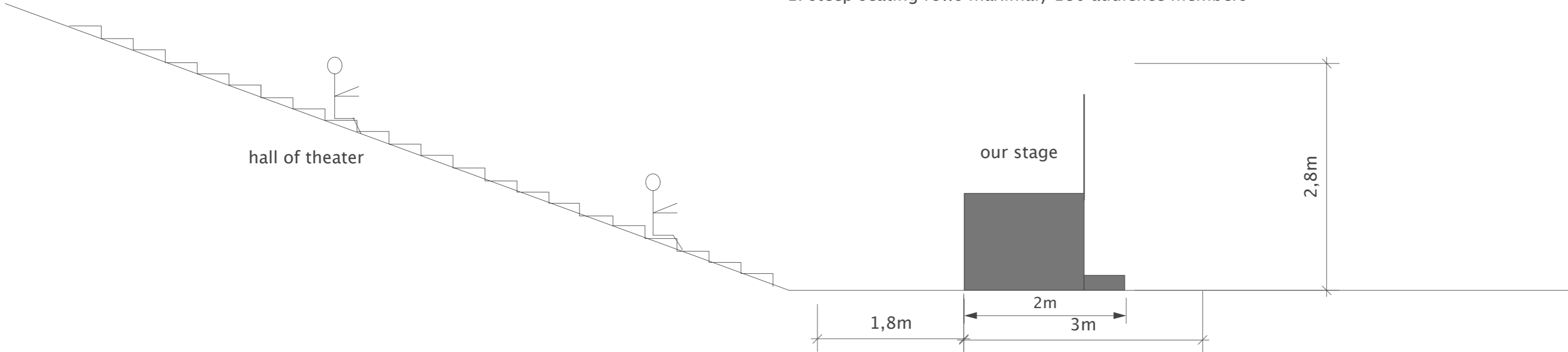


steep seating rows without stage height (or stage height should be 0,30m-0,50m)



1. stageplan "The Hedgehog, that didn't want to be one"

1. steep seating rows maximally 180 audience members



technical rider

- stage 4x3m, minimum 3x3m (or large), minimum 2,70m height,
- steep seating rows without stage height (or stage height should be 0,30m - 0,50m) without a middle aisle
- or stage height should be 0,30-0,50m without rise
- distance from stage between the first row should be approx. 1,80-2,30m
- 2x10A electricity on stage, minimum 1x10A
- version steep seating rows 180 audience members, max, 140 is better
- without rise and stage height 0,30-0,50m 100 audience members
- without rise and without stage height 80 audience members
- a darkened room is the best version
- black curtain backside
- set up 1-2 hours, set down 1 hours
- no further work on the stage can be tolerated during this time!
- theater space should be open and ready for use at least 2-3 hours before performance time
- we have a 512 channel DMX light commander, dimmer and a complete audiosystem for our stage.
- at set mounting at least 1 Lighttechnicians and Assistance for loading and unloading Cargo
- 1 ladder approx. 2m high
- 1 parking space near the theatre
- no photo and video during the show! Only before and after the show!

2. without rise
maximally 80 audience members
or stage height 0,30-0,50m (3x3m)
max. 100 audience members

